

Buying a
USED CAR

BROUGHT TO YOU BY



- IT'S A -
**MONEY
THING®**

This simple guide to buying a used car shows you what to check for and how to get the best deal



BENEFITS OF BUYING USED

Lower price

Buying a used car is more cost-effective than buying a brand-new car

Wider selection

As used cars are cheaper than brand-new cars, you widen the number of cars to choose from



Avoid depreciation

In the first two years of ownership, a new car will lose about 30% of its original value


Resale value

If you sell your used car in a few years, you will lose less money on the resale than if you had bought it new



RESEARCH

Set a realistic price range







Include **insurance** and **repairs**, plus **features** you need

You don't want to be stuck with monthly payments you can't afford

Only look for **makes** and **models** that fit into your price range

Figure out what kind of car you need

Your needs	 Compact	 Sedan	 Van	 Truck
People hauling	Up to 4	Up to 4	More than 4	2–4 people
Stuff hauling	Books and takeout	Groceries and a few boxes of stuff	Lots of people and stuff on a regular basis	Work tools, equipment or pulling a trailer
Driving/fuel mileage	Lots of highway driving or commuting	Mix of around town and highway driving	Around town with the occasional long distance trip	If you drive and tow equipment a lot, consider a diesel engine
Four-wheel drive	Rarely	Some	Some (all-wheel drive)	Yes

Get pre-approved for financing

If you don't have the cash to buy your used vehicle outright, you'll need to get an **auto loan**

Being **pre-approved** for an auto loan from your **credit union** is a good idea

You'll know how much you can spend, which will give you some **negotiating power** with a dealer or used car lot, as they'll know you are serious

Find your vehicle

Visit the manufacturers' websites to find a model you like

Visit websites that research and investigate vehicles for consumers to find out all you can about the vehicle you like—try **consumerreports.org**, **edmunds.com** and **kbb.com**

Visit your local dealer, used car lot or classified ads and start tracking that vehicle down

PRIVATE SELLER



DEALER OR USED CAR LOT

ADVANTAGES

Great deals


When you buy directly from a person, you can often find a really good deal

Less intimidating negotiations

Negotiating can be less intimidating because you're working with a regular person, not a highly trained sales professional

No unnecessary costs

Dealerships often try to charge for unneeded extras



Warranty

Most dealers offer a warranty, which will give you the peace of mind that the car that you're buying is in good working condition

Extras

Dealers will often throw in extra services for free that a private seller can't, like a free oil change

Trade-ins

Dealers take trade-ins, which can lower the amount you have to pay for the car you are buying

PRIVATE SELLER



DEALER OR USED CAR LOT

DISADVANTAGES

No consumer protection

If you discover after the sale that the car has a problem (known or unknown by the seller), it immediately becomes your problem

Annoying negotiations

Owners tend to be more attached to their cars than dealerships and can be difficult to work with



Higher prices

List prices at dealerships tend to be more expensive than when buying directly from a private owner

High-pressure negotiation

Negotiation with used car salespeople can be high pressure, as selling is what these folks do for a living



EVALUATE

Before you start the car, give it an initial inspection

Inspect the exterior

Look for offset doors and fenders, cracks and differences in paint color, as this may indicate body damage—if you spot new paint, tap along the repainted areas; a change in the sound can reveal repairs and body work

Look for rust

Check underneath the car for rust—a used car with a rusted frame isn't structurally sound

Check the interior

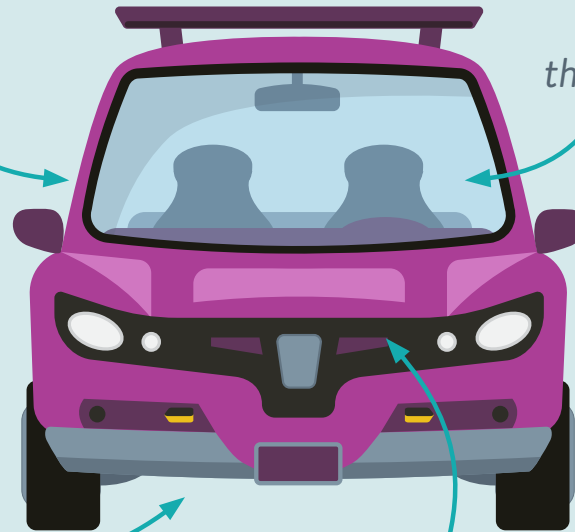
Inspect the interior for wear and tear and water damage, and check the the odometer—if it shows low mileage but the inside of the car is disheveled, the car may not be what it appears to be

Check the tires and wheels

Look for even tire wear—uneven wear could mean that the wheels or suspension are out of alignment

Look at the engine

If you see rounded or stripped nuts and bolt heads, it may indicate shoddy repair work; check for new spark plugs—it is a good sign that the car has undergone regular maintenance; make sure the coolant is clear and the oil, transmission fluid and brake fluid are all the correct colors



Now, take the car for a test drive

Be sure to drive it cold—a cold engine will tell you a lot more than a warm engine will

Plan your route

Your test drive route should cover different types of roads—try to drive on highways, city streets and rural roads

Vary the terrain

Find a bumpy road to see how the car responds—if you feel like you're being thrown around, the shocks are likely worn out

Check the controls


Test the wipers, lights, turn indicators, stereo, and the heat and air-conditioning controllers

Now, take the car for a test drive



Check the alignment

While driving, momentarily take your hands off the steering wheel to see if the car pulls to the left or right



Check the gearbox

Gears should shift smoothly—if you hear any grinding noises, there is likely something wrong with the transmission



Check the brakes

Find an empty road, accelerate and hit the brakes hard—if the car pulls to one side, there may be a loose caliper

VEHICLE HISTORY REPORT

Get a comprehensive report of the vehicle's history—these reports often cost money, but they are worth it

For no charge, **carfax.com** will show you how many records are available for a specific Vehicle Identification Number (VIN); however, if you want to view the records, there is a charge






NEGOTIATE

You've found a car you're happy with and now you want to buy it

Remember, dealers don't just make their money on the selling price

Front end

Dealers make money on the front end by selling the car for more than what they paid for it



Back end

Dealers make money on the back end by selling financing, extended warranties and add-ons like rustproofing

Trade-in

If you have a trade-in, dealers make money on the difference between what they pay you for your car and what they get when they sell it

It's time to negotiate

Dealers build about 20% gross margin into the asking price of the used car

Research the price

Find out what the going price is in your area for the type of car you want—check out classified ads in the paper or online to get an idea of prices

Make an offer

Offer 15% below the asking price—tell the salesperson that you know there's about 20% gross margin in the price and that you want him or her to make a profit

Turn down add-ons

If you're buying a used car from a dealer and they try to sell you add-ons, just say no—you can likely find a cheaper source elsewhere

Be prepared to walk away

In any negotiation, be ready to walk away—be flexible in your choice and don't get too attached to one car



BROUGHT TO YOU BY



Sources: CARFAX.com, ConsumerReports.org, Edmunds.com

It's a Money Thing is a registered trademark of Currency Marketing

- IT'S A -
**MONEY
THING**[®]